

## Second Grade Schedule - Hybrid Learning 5/17-5/21/21

**Zoom Meetings: Mrs. Suer: 274 819 0303, spnzoom; Mrs. Serles 850 998 0374, spnzoom**

Time	Monday	Tuesday	Wednesday	Thursday	Friday
7:50-8:15	Morning Work / Pledge and Prayer	Morning Work / Pledge and Prayer		Morning Work / Pledge and Prayer	Morning Work / Pledge and Prayer
8:15-8:45	Morning Routines and Number Corner	Music (8:10-8:40)  Garden Science (8:40-9:10)  PE (9:10-9:50)  Snack/Recess (9:50-10:00)  Art (10:00-10:50)  Brain Break	Zoom Morning Meeting	Morning Routines and Number Corner	Morning Routines and Number Corner
8:45-9:25	Math		Math Activity	Math	Math
9:25-9:55	Writing		Writing	Writing	Social Studies
9:55-10:15	Snack/Recess		Snack/Recess	Snack/Recess	Snack/Recess
10:15-10:35	Vocabulary		ReadWorks	STAR Reading	STAR Math
10:35-10:45	Star-of-the-Week				
10:45-10:50	Brain Break				
10:50-11:20	Spanish		Religion	Reading Assessment	Brain Break
11:20-12:00	Library	Handwriting  Science/ Social Studies	Superkids	Religion  Science/ Social Studies	Religion  Vocabulary
12:00-12:45	Dismissal/Travel/ Lunch Break	Dismissal/Travel/ Lunch Break	Lunch Break	Dismissal/Travel/ Lunch Break	Dismissal/Travel/ Lunch Break
12:45-1:00	Zoom Mindfulness/ Read-Aloud	Zoom Mindfulness/ Read-Aloud	Math Facts Practice	Zoom Mindfulness/ Read-Aloud	Zoom Mindfulness/ Read-Aloud
1:00-2:00	Zoom Reading Groups / Superkids <u>Mrs. Suer</u> Grp 2: 1:00 Grp 1: 1:30 <u>Mrs. Serles</u> Grp 3: 1:00 Grp 4: 1:30	Reading Assessment / Superkids	Science/ Social Studies	Zoom - Ms. Andie from Alameda Free Library! (Join Mrs. STURLINI's Zoom at 1pm Meeting ID:326 366 5663 Password: 1stgrade)  Superkids	Reading Assessment / Superkids
2:00-2:10	Brain Break	Brain Break	Brain Break	Brain Break	Brain Break
2:10-2:15	Daily Story Problem	Daily Story Problem	Daily Story Problem	Daily Story Problem	Daily Story Problem
2:15-2:30	Become a Writing Superstar	Become a Writing Superstar	Become a Writing Superstar	Math Facts Practice	Math Facts Practice
2:30-2:50	RAZ Kids	Lexia	RAZ Kids	Lexia	Epic AR Book/Quiz
2:50-3:00	Wrap-Up Padlet / Prayer	Wrap-Up Padlet / Prayer	Wrap-Up Padlet / Prayer	Wrap-Up Padlet / Prayer	Wrap-Up Padlet / Prayer

## Color Codes:

### Text:

Blue - Enrichment

Purple - Breaks

Green - Optional, but suggested

### Fill:

Required Zooms

Optional Zooms

On Campus, In-Person

## Small Group Reading:

Group 1: Leila, William, Roisin, Diana

Group 2: Romeo, Maxx, Caroline, Michael Sean

Group 3: Darren, Helen, Victor

Group 4: Isabella, Carl, Noah, Jacob, Christine

## 2nd Grade - Weekly Assignment Matrix - 5/17-5/21/21


**Zoom Meetings: Mrs. Suer: 274 819 0303, spnzoom; Mrs. Serles: 850 998 0374, spnzoom**

**Instructions:** Students should review all assignments and check them off as they are completed.

Day Share Day#	Reading	Grammar/Spelling	Writing	Math	Religion	Social Studies/ Science/Other
M  On Campus  Spanish Library	<p><b>Reading Groups:</b> Complete your reading group assignment.</p> <p><b>SSR:</b> Read a Level Up book in RAZ Kids and take the quiz (20 minutes at least).</p>	<p><b>Superkids Take Off:</b> Complete in Seesaw: - Work Book: pp. 61 - Reader: pp. 112-113 (Make sure you go to the example and click on the lesson videos.)</p>	<p><b>Become a Writing Superstar:</b> If you could travel anywhere, where would you go and why?</p> <p>Work on this throughout the week and <u>turn in on Thursday.</u></p>	<p><b>Daily Story Problem:</b> Complete activity on Seesaw.</p>	<p><b>Intention/Prayer:</b> Choose an intention for the day. Keep this intention in mind when you say daily prayers before you eat and before you go to bed.</p>	<p>Wrap-Up Padlet</p> <p>Check off your matrix</p>
T  On Campus  PE Garden Music Art	<p><b>Lexia:</b> Practice on Lexia for 20 minutes.</p> <p><b>Reading Assessment:</b> On Seesaw, complete "Fluent Reading - Unit 14 Narrative Text". Do not practice first. Do this independently - no help.</p>	<p><b>Superkids Take Off:</b> Complete in Seesaw: - Work Book: pp. 62-63 - Reader: pp. 114-115 (Make sure you go to the example and click on the lesson videos.)</p>	<p><b>Become a Writing Superstar:</b> If you could travel anywhere, where would you go and why?</p>	<p><b>Daily Story Problem:</b> Complete activity on Seesaw.</p>	<p><b>Intention/Prayer:</b> Choose an intention for the day. Keep this intention in mind when you say daily prayers before you eat and before you go to bed.</p>	<p>Wrap-Up Padlet</p> <p>Check off your matrix</p>
W  Distance Learning Day	<p><b>ReadWorks:</b> In our article set, "Insects and Animals That Pollinate Plants", read one article.</p> <p><b>SSR:</b> Read a Level Up book in RAZ Kids and take the quiz (20 minutes at least).</p> <p><b>Reading Assessment:</b> On Seesaw, complete "Fluent Reading - Unit 13 Informational Text". Do not practice first. Do this independently - no help.</p> <p><b>Reading Assessment:</b> On Seesaw, complete "Reading Comprehension - Unit 14 Narrative Text". Do this independently - no help.</p>	<p><b>Superkids Take Off:</b> Complete in Seesaw: - Work Book: pp. 64 - Reader: pp. 116-117 (Make sure you go to the example and click on the lesson videos.)</p>	<p><b>Become a Writing Superstar:</b> If you could travel anywhere, where would you go and why?</p> <p><u>Turn in your Writing Superstar worksheet on Thursday.</u></p> <p><b>Writing:</b> Create the cover page for your animal report. It should include:</p> <ul style="list-style-type: none"> <li>• a title that people can read easily</li> <li>• a photograph or illustration of your animal</li> <li>• your name (first and last)</li> </ul> <p>You may use the template I sent home or create your own. <u>Bring to school on Thursday.</u></p>	<p><b>Daily Story Problem:</b> Complete activity on Seesaw.</p> <p><b>Math Assignment:</b> Complete the "Subtraction with Regrouping" worksheet. <u>Turn this worksheet in on Thursday.</u></p> <p><b>Facts Practice:</b> Use Xtra Math to practice for one session. It should prompt you to "sign out" when you are done, so keep going until you see "sign out".</p>	<p><b>Intention/Prayer:</b> Choose an intention for the day. Keep this intention in mind when you say daily prayers before you eat and before you go to bed.</p>	<p>Wrap-Up Padlet</p> <p><b>Science:</b> Make sure to complete the ReadWorks assignment.</p> <p><b>Social Studies:</b> On Seesaw, complete "Needs and Wants". Make sure to click on the read-aloud before you do the activity.</p> <p>Check off your matrix</p>

<p><b>TH</b></p> <p>On Campus</p> <p>Ms. Andie Zoom at 1pm</p>	<p><b>Lexia:</b> Practice on Lexia for 20 minutes.</p>	<p><b>Superkids Take Off:</b> Complete in Seesaw: - Work Book: pp. 65 - Reader: pp. 118-119 (Make sure you go to the example and click on the lesson videos.)</p>		<p><b>Daily Story Problem:</b> Complete activity on Seesaw.</p> <p><b>Facts Practice:</b> Use Xtra Math to practice for one session. It should prompt you to "sign out" when you are done, so keep going until you see "sign out".</p>	<p><b>Intention/Prayer:</b> Choose an intention for the day. Keep this intention in mind when you say daily prayers before you eat and before you go to bed.</p>	<p><b>Wrap-Up Padlet</b></p> <p><b>Check off your matrix</b></p>
<p><b>F</b></p> <p>On Campus</p>	<p><b>SSR:</b> Read in Epic or a book from home (20 minutes at least). Take your <b>AR quiz</b>.</p> <p><b>Reading Assessment:</b> On Seesaw, complete "Reading Comprehension - Unit 13 Informational Text". Do this independently - no help.</p>	<p><b>Superkids Take Off:</b> Complete in Seesaw: - Work Book: pp. 66 - Reader: pp. 120-121 (Make sure you go to the example and click on the lesson videos.)</p>		<p><b>Daily Story Problem:</b> Complete activity on Seesaw.</p> <p><b>Facts Practice:</b> Use Xtra Math to practice for one session. It should prompt you to "sign out" when you are done, so keep going until you see "sign out".</p>	<p><b>Intention/Prayer:</b> Choose an intention for the day. Keep this intention in mind when you say daily prayers before you eat and before you go to bed.</p>	<p><b>Wrap-Up Padlet</b></p> <p><b>Check off your matrix -</b> Make sure you have completed all of your assignments. 😊</p>

Name: \_\_\_\_\_



# SUPER SENTENCES CHECKLIST

## Editing Checklist:

### Use capital letters correctly

- Beginning of each sentence
- Names of people, specific places, months
- "I"

### Use lowercase letters correctly

### End with punctuation . ! ?

- Read your paper. Whenever you pause, add punctuation!

### Leave space between words

- Use your finger to help you!

### Check spelling

- Ask a friend for help
- Check the word wall
- Google it!

### Neat handwriting

- Ask a friend if they can read what you wrote

## Revising Checklist:

### Add details

- because . . .
- so . . .
- and . . .

### Use sequence / transition words

- First
- Next, Then, Also, For example,
- Last, Finally

### Make your sentences interesting!

- Ask a question  
*Did you know \_\_\_\_\_?*  
*Can you believe \_\_\_\_\_?*
- Add adjectives
- Use juicy words

Replace "good" with: *Incredible, fantastic*

Replace "bad" with: *Horrible, terrible*

Replace "happy" with: *Excited, joyful,*

Replace "sad" with: *Upset, miserable*

Replace "mad" with: *Furious, angry*

Replace "nice" with: *Kind, generous*

Replace "mean" with: *Cruel, unkind*

Name: \_\_\_\_\_

## Become a Writing Superstar!

Steps: (1) Read my paragraph. (2) Use your Super Sentences checklist to edit my paragraph. (3) Write your own paragraph answering the same question. (4) As you write, focus on your handwriting. (5) Edit your paragraph using the checklist! (6) Get feedback from a partner.


14  
mistakes!

Question: If you could travel anywhere, where would you go & why?

If I had a free plain ticket to anywhere, i wood go to a country called italy. Did you know italy is known for haveing the best pizza and pasta in the World. It also has one of the most beutiful beashes. Maybe i coud even learn how to speak Italian! I woud love to travel to italy.

**Your turn! Write at least 4 sentences 😊**

Blank handwriting lines for the student's response.





## Subtracting 3-digit numbers, with regrouping

---

### Grade 2 Subtraction Worksheet

Find the difference.

$$\begin{array}{r} 1. \quad 110 \\ - \quad 47 \\ \hline \\ \hline \end{array}$$

$$\begin{array}{r} 2. \quad 334 \\ - \quad 85 \\ \hline \\ \hline \end{array}$$

$$\begin{array}{r} 3. \quad 248 \\ - \quad 169 \\ \hline \\ \hline \end{array}$$

$$\begin{array}{r} 4. \quad 215 \\ - \quad 147 \\ \hline \\ \hline \end{array}$$

$$\begin{array}{r} 5. \quad 248 \\ - \quad 89 \\ \hline \\ \hline \end{array}$$

$$\begin{array}{r} 6. \quad 944 \\ - \quad 586 \\ \hline \\ \hline \end{array}$$

$$\begin{array}{r} 7. \quad 704 \\ - \quad 418 \\ \hline \\ \hline \end{array}$$

$$\begin{array}{r} 8. \quad 676 \\ - \quad 599 \\ \hline \\ \hline \end{array}$$

$$\begin{array}{r} 9. \quad 432 \\ - \quad 376 \\ \hline \\ \hline \end{array}$$


$$\begin{array}{r} 10. \quad 988 \\ - \quad 599 \\ \hline \\ \hline \end{array}$$

$$\begin{array}{r} 11. \quad 521 \\ - \quad 132 \\ \hline \\ \hline \end{array}$$

$$\begin{array}{r} 12. \quad 268 \\ - \quad 189 \\ \hline \\ \hline \end{array}$$



Title: \_\_\_\_\_



Author: \_\_\_\_\_