

## Second Grade Schedule - Distance Learning 11/2-11/6

**Zoom Meetings: Mrs. Suer: 274 819 0303, spnzoom; Mrs. Serles 850 998 0374, spnzoom**

Time	Monday	Tuesday	Wednesday	Thursday	Friday
8:00-8:15	100 Things About Me	100 Things About Me	100 Things About Me	100 Things About Me	100 Things About Me
8:15-8:45	ELA - SSR	ELA - SSR	Live-Stream All School Mass (8:30-9:15) Link will be posted on Clever	ELA - SSR	ELA - SSR
8:45-9:15	Zoom Community Circle	Zoom Community Circle		Zoom Community Circle	Zoom Community Circle
9:15-9:30	Snack/Recess	Snack/Recess	Snack/Recess	Snack/Recess	Snack/Recess
9:30-10:30	Zoom Reading Groups/ Superkids <u>Mrs. Serles</u> Grp 1: 9:30 Grp 2: 10:00 <u>Mrs. Suer</u> Grp 3: 9:30 Grp 4: 10:00	Zoom 1:1 with Mrs. Suer (see schedule below)  Superkids	Zoom Spanish (9:30-9:50)	Zoom Reading Groups/ Superkids <u>Mrs. Serles</u> Grp 1: 9:30 Grp 2: 10:00 <u>Mrs. Suer</u> Grp 3: 9:30 Grp 4: 10:00	Zoom Reading Groups/ Superkids <u>Mrs. Serles</u> Grp 1: 9:30 Grp 2: 10:00 <u>Mrs. Suer</u> Grp 3: 9:30 Grp 4: 10:00
			Reading Interactive Notebook		
10:30-10:40	Brain Break	Brain Break	Brain Break	Brain Break	Brain Break
10:40-11:40	Zoom Math Groups <u>Mrs. Suer</u> Green: 10:40 Blue: 11:10  Math Assignment Daily Story Problem	Zoom 1:1 with Mrs. Suer (see schedule below)  Math Assignment Daily Story Problem	Math Interactive Notebook  Daily Story Problem	Zoom Math Groups <u>Mrs. Suer</u> Green: 10:40 Blue: 11:10  Math Assignment Daily Story Problem	Zoom Math Groups <u>Mrs. Suer</u> Green: 10:40 Blue: 11:10  Math Assignment Daily Story Problem
11:40-12:00	Writing	Writing	Zoom Library (11:30-11:50)	Writing	Writing
12:00-12:45	Lunch/Recess	Lunch Zoom PE (12:20-12:45)	Lunch/Recess	Lunch/Recess	Lunch/Recess
12:45-1:00	Zoom Mindfulness/ Read-Aloud	Recess	Zoom Mindfulness/ Read-Aloud	Zoom Mindfulness/ Read-Aloud	Religion
1:00-1:20	Zoom Office Hours Religion	Zoom Garden Science (1:00-1:20)	Zoom Office Hours Religion	Zoom Office Hours Religion	Catch-up
1:20-1:50	Science	Brain Break Zoom Music (1:30-1:50)	Social Studies	Science	Social Studies
1:50-2:00	Brain Break	Brain Break	Brain Break	Brain Break	Brain Break
2:00-2:15	ELA - ReadWorks	Zoom Art (2:00-2:40)  Brain Break	Math - Facts Practice	ELA - ReadWorks	Math - Facts Practice
2:15-2:30	Quote of the Week		Get Moving! :)	Music Reflection	Get Moving! :)
2:30-2:50	Lexia		Lexia	Lexia	Lexia
2:50-3:00	Zoom End-of-Day/ Wrap-Up Padlet/ Daily Checklist	Zoom End-of-Day/ Wrap-Up Padlet/ Daily Checklist	Wrap-Up Padlet/ Daily Checklist	Zoom End-of-Day/ Wrap-Up Padlet/ Daily Checklist	Wrap-Up Padlet/ Daily Checklist

Enrichment Zoom Codes Password: spnzoom	<b>Music</b> 847 3351 1311	<b>PE</b> 225 477 1893	<b>Library and Garden</b> 896 5883 9467	<b>Art</b> 823 7195 5160	<b>Spanish</b> 899 3403 7437
---	-------------------------------	---------------------------	--	-----------------------------	---------------------------------

## Color Codes:

### Text

Blue - Enrichment

Purple - Breaks

Green - Optional, but suggested

### Fill

Required Zooms

Optional Zooms

\* On occasion, students will be asked to attend a live Zoom session to introduce/review concepts or share project work as a class.

## Small Groups:

### Reading

Group 1: Leila, William, Roisin, Diana, Christine

Group 2: Romeo, Maxx, Caroline, Michael Sean

Group 3: Darren, Helen, Victor, Joaquin

Group 4: Isabella, Carl, Noah, Jacob

### Math

Green: Isabella, Maxx, Caroline, Christine, Noah, Darren, Leila, Diana, William

Blue: Michael Sean, Helen, Roisin, Victor, Jacob, Joaquin, Romeo, Carl

## Tuesday 1:1s with Mrs. Suer

\*\*These are dedicated 1:1 times for quick weekly check-ins. If there is ever a need for a longer meeting, we can of course schedule that.

9:30: Romeo

10:00: Carl

10:40: Darren

11:05: Roisin

9:35: Michael Sean

10:05: Maxx

10:45: Caroline

11:10: William

9:40: Diana

10:10: Victor

10:50: Leila

11:15: Jacob

9:45: Helen

10:15: Christine

10:55: Noah

11:20: Joaquin

9:50: Isabella

## Enrichment Zooms

Enrichment Class	Zoom Meeting ID	Zoom Password
PE	225 477 1893	spnzoom
Garden Science	896 5883 9467	spnzoom
Music	847 3351 1311	spnzoom
Art	823 7195 5160	spnzoom
Library	896 5883 9467	spnzoom
Spanish	899 3403 7437	spnzoom

## 2nd Grade - Weekly Assignment Matrix - 11/2-11/6

**Zoom Meetings: Mrs. Suer: 274 819 0303, spnzoom; Mrs. Serles: 850 998 0374, spnzoom**

**Instructions:** To start the day, students should review the day's schedule and assignments. At 8:45am, our class will come together for our Zoom Community Circle. During the day, students should use their time wisely to work through their independent assignments and attend their Superkids and Math Zooms. To conclude each day, students will 1) complete the [Wrap-Up Padlet](#) activity, 2) ensure all assignments are complete and update their Seesaw [Daily Checklist](#) (to be kept as a draft and then submitted for teacher review on Friday), and 3) join our end-of-day Zoom.

**\*Enrichment (all passwords are "spnzoom")**

PE: Tuesday, 12:20 - Meeting ID: 225 477 1893

Garden Science: Tuesday, 1:00 - Meeting ID: 896 5883 9467

Music: Tuesday, 1:30: Meeting ID - 847 3351 1311

Art: Tuesday, 2:00: Meeting ID - 823 7195 5160

Spanish: Wednesday, 9:30: Meeting ID - 899 3403 7437

Library: Wednesday, 11:30: Meeting ID - 896 5883 9467


Day Share Day#	Reading	Grammar/Spelling	Writing	Math	Religion	Social Studies/ Science/Other
M 1-4	<p><b>SSR:</b> Read in Epic or a book from home (20 minutes at least). Remember to take at least one AR quiz this week.</p> <p><b>Reading Groups:</b> Complete your reading group assignment.</p> <p><b>ReadWorks:</b> Read one article from our set, "Health and Body".</p> <p><b>Lexia:</b> Practice for 20 minutes.</p>	<p><b>Superkids Hit Second Grade:</b> Complete in Seesaw: - Work Book: pp. 32-33 - Reader: pp. 44-45 (Make sure you go to the example and click on the lesson videos.)</p>	<p><b>100 Things #47</b></p> <p><b>Writing Assignment:</b> In Science, you will start "Landform Scene" in Seesaw. This project will have a short paragraph that goes with it. Make sure to listen to the example. Use the hamburger model to help you structure your paragraph. You will submit your paragraph and landform scene <u>next week</u>.</p>	<p><b>Math Assignment:</b> On Clever, listen to "Telling Time Song 2" and play two rounds of "Alarm Clock Game 5 Minutes". :)</p> <p><b>Daily Story Problem:</b> Complete activity on Seesaw.</p>	<p><b>Intention/Prayer:</b> Choose an intention for the day. Keep this intention in mind when you say daily prayers before you eat and before you go to bed.</p> <p><b>Be My Disciples:</b> Continue Seesaw activity by listening to "Chapter 7: The Holy Spirit". Listen to the <u>first</u> page of my example where I will guide you through pp. 89-91. There is nothing to turn in today.</p>	<p><b>Science:</b> In Seesaw, start "Landform Scene". Be sure to watch my example and listen to directions before you begin the project. <u>Supplies:</u> flour, salt, water, heavy cardboard for the base (aim for 10x10), and paint for later in the week - acrylic, tempera, or water colors all work well. 😊</p> <p><b>Quote of the Week</b></p> <p><b>Wrap-Up Padlet</b></p> <p><b>Daily Checklist</b></p>
T 5-8  PE Garden Music Art	<p><b>SSR:</b> Read a Level Up book in RAZ Kids and take the quiz (20 minutes at least).</p>	<p><b>Superkids Hit Second Grade:</b> Complete in Seesaw: - Work Book: pp. 34 - Reader: pp. 46-47 (Make sure you go to the example and click on the lesson videos.)</p>	<p><b>100 Things #48</b></p> <p><b>Writing Assignment:</b> Think about the landform scene you are creating. How would you describe it to others? What could you tell them about your scene? Some ideas might include sharing the types of landforms you chose for your scene, why you chose certain landforms or how they relate to each other, what you know about those landforms, the materials you chose to use, etc. On Thursday, you will start your draft.</p>	<p><b>Math Assignment:</b> On Seesaw, complete "Telling Time - Analog &amp; Digital Clocks".</p> <p><b>Daily Story Problem:</b> Complete activity on Seesaw.</p>	<p><b>Rosary:</b> Pray one decade of the Rosary and reflect on one set of mysteries - your choice. Have your mystery cards out so that you remember these important moments in Jesus' life.</p>	<p><b>Wrap-Up Padlet</b></p> <p><b>Daily Checklist</b></p>

<p>W 9-12 Spanish Library</p>	<p><b>SSR:</b> Read in Epic or a book from home (20 minutes at least). Remember to take at least one AR quiz this week.</p> <p><b>Reading Interactive Notebook:</b> On Seesaw, complete "Long and Short Vowels (Reading Interactive Notebook)". You will need the Long and Short Vowels worksheets (2) and your notebook.</p> <p><b>Lexia:</b> Practice on Lexia for 20 minutes.</p>		<p><b>100 Things #49</b></p>	<p><b>Math Interactive Notebook:</b> On Seesaw, complete "Telling Time (Math Interactive Notebook)". You will need the Telling Time worksheet and your notebook.</p> <p><b>Daily Story Problem:</b> Complete activity on Seesaw.</p> <p><b>Facts Practice:</b> Use Xtra Math to practice for 5-10 minutes.</p>	<p><b>Intention/Prayer:</b> Choose an intention for the day. Keep this intention in mind when you say daily prayers before you eat and before you go to bed.</p> <p><b>Be My Disciples:</b> Complete Seesaw activity "Chapter 7: The Holy Spirit". Listen to the <u>second</u> page of my example where I will guide you through pp. 92-95. There is nothing to submit today.</p>	<p><b>Social Studies:</b> In Seesaw, complete "What is a Timeline?"</p> <p><b>Get Moving!</b> Go to GoNoodle on Clever and have some fun!</p> <p><b>Wrap-Up Padlet</b></p> <p><b>Daily Checklist</b></p>
<p>TH 13-17</p>	<p><b>SSR:</b> Read a Level Up book in RAZ Kids and take the quiz (20 minutes at least).</p> <p><b>Reading Groups:</b> Complete your reading group assignment.</p> <p><b>ReadWorks:</b> Read one article from our set, "Health and Body".</p> <p><b>Lexia:</b> Practice on Lexia for 20 minutes.</p>	<p><b>Superkids Hit Second Grade:</b> Complete in Seesaw: - Work Book: pp. 35 - Reader: pp. 48-49 (Make sure you go to the example and click on the lesson videos.)</p>	<p><b>100 Things #50</b></p> <p><b>Writing Assignment:</b> Draft the introduction/topic sentence for your "Landform Scene" paragraph. Remember, this is where you tell your reader the main idea of the paragraph. What will you be telling them about?</p>	<p><b>Math Assignment:</b> On Seesaw, complete "Drawing Hands - Showing the Time". Let's work on drawing in the hour hand and minute hand. :)</p> <p><b>Daily Story Problem:</b> Complete activity on Seesaw.</p>	<p><b>Intention/Prayer:</b> Choose an intention for the day. Keep this intention in mind when you say daily prayers before you eat and before you go to bed.</p> <p><b>Be My Disciples:</b> Complete Seesaw activity "Chapter 7: The Holy Spirit". Listen to the <u>third</u> page of my example where I will guide you through pp. 96-98. Submit your Seesaw activity - picture of the chapter review on page 1 and responses to questions on page 2.</p>	<p><b>Science:</b> Continue your landform scene. If it is dry, you could paint today. You have until next week to finish.</p> <p><b>Music Reflection:</b> Watch "Music Reflection 11/5" on Clever.</p> <p><b>Wrap-Up Padlet</b></p> <p><b>Daily Checklist</b></p>
<p>F</p>	<p><b>SSR:</b> Read in Epic or a book from home (20 minutes at least). Remember to take at least one AR quiz this week.</p> <p><b>Reading Groups:</b> Complete your reading group assignment.</p> <p><b>Lexia:</b> Practice on Lexia for 20 minutes. (optional)</p>	<p><b>Superkids Hit Second Grade:</b> Complete in Seesaw: - Work Book: pp. 36-37 - Reader: pp. 50-51 (Make sure you go to the example and click on the lesson videos.)</p>	<p><b>100 Things #51:</b> On Seesaw, submit your favorite entries from this week.</p> <p><b>Writing Assignment:</b> Continue drafting your "Landform Scene" paragraph by adding your detail sentences (the middle of the burger!). :)</p>	<p><b>Math Assignment:</b> On Seesaw, complete "Telling Time Assessment". Your family may not help you with this assignment.</p> <p><b>Daily Story Problem:</b> Complete activity on Seesaw.</p> <p><b>Facts Practice:</b> Use Xtra Math to practice for 5-10 minutes. (optional)</p>	<p><b>Rosary:</b> Pray one decade of the Rosary and reflect on one set of mysteries - your choice. Have your mystery cards out so that you remember these important moments in Jesus' life. (optional)</p>	<p><b>Social Studies:</b> On Clever, watch "Learning About Timelines". (optional)</p> <p><b>Get Moving!</b> Go to GoNoodle on Clever and have some fun!</p> <p><b>Wrap-Up Padlet</b></p> <p><b>Daily Checklist</b> (Click the green button and submit - you're all done for the week!)</p>

# SALT DOUGH LANDFORMS!

## Materials:

- heavy cardboard
- flour
- salt
- water
- large bowl
- tempera paint
- scissors
- toothpicks
- tape
- labels on page 51



## Directions:

1. Mix 2 cups flour, 1 cup salt and 3/4 cup water. (Add a little water at a time). This should make a very thick dough. Add more flour if needed.
2. Spread dough over map you or the student has outlined on heavy cardboard or plywood. Shape mountains, valleys, plains, etc. You may dip fingers lightly in water to smooth out rough places in dough.
3. Cut out the labels on page 51. Use tape to adhere the labels to toothpicks. Insert the toothpicks before the dough fully dries.
4. Allow to dry (this may take a day or two) and paint with tempera.

# Landform Labels

canyon

canyon

canyon

desert

desert

desert

hill

hill

hill

island

island

island

lake

lake

lake

mountain

mountain

mountain

plain

plain

plain

ocean

ocean

ocean

river

river

river

valley

valley

valley

volcano

volcano

volcano

waterfall

waterfall

waterfall



Name: \_\_\_\_\_ Date: \_\_\_\_\_

Topic Sentence: \_\_\_\_\_

\_\_\_\_\_

(1)

\_\_\_\_\_

(2)


\_\_\_\_\_

(3)

\_\_\_\_\_

Conclusion: \_\_\_\_\_

\_\_\_\_\_






Name: \_\_\_\_\_

# What is a Timeline?

It's important to know when events in the past have taken place. A simple way to show when events have happened is by using a timeline. A timeline is a diagram that shows the order of when events took place. They are important because they tell us about what happened and how much time went by between events. Historians can better understand how events took place if they look at a timeline and see the order of those events. If events on a timeline are not in the correct order, the timeline wouldn't make sense. For example, if you made a timeline of when Disney movies came out, and you put Toy Story 2 before Toy Story, it would be incorrect.

Historians need the facts and events to be placed in the correct order so the timeline can make sense.



1. What is timeline?

---

---

2. Why do we use timelines?

---

---

3. Do all of the events on a timeline have to go in a specific order?

---

---

# Long & Short Vowels

**2.RF.3a**

I can distinguish between one-syllable long and short vowel words.

Directions: Cut out the pockets and glue the sides and bottom only, leaving the top open. Color the short vowel words blue. Color the long vowel words orange. Then, sort the cards into the correct pocket.

Short Vowel  
Words

Long Vowel  
Words

# Long & Short Vowels

light

green

sit

bent

road

fence

stick

keep

huge

wrap

trail

street

pants







nest

# Telling Time

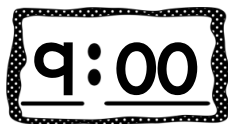
2.MD.7

I can tell and write time from analog and digital clocks to the nearest five minutes using a.m. and p.m.

Directions: Cut out and glue each clock. Write the digital time next to each clock.



Digital clock



Analog clock

