

Second Grade Schedule - Distance Learning

Zoom Meetings: Mrs. Suer: 274 819 0303, spnzoom; Mrs. Serles 850 998 0374, spnzoom

Time	Monday	Tuesday	Wednesday	Thursday	Friday
8:00-8:15	100 Things About Me	100 Things About Me	100 Things About Me	100 Things About Me	100 Things About Me
8:15-8:45	ELA - SSR	ELA - SSR	ELA - SSR	ELA - SSR	ELA - SSR
8:45-9:15	Zoom Community Circle	Zoom Community Circle	Zoom Community Circle	Zoom Community Circle	Zoom Community Circle
9:15-9:30	Snack/Recess	Snack/Recess	Snack/Recess	Snack/Recess	Snack/Recess
9:30-10:30	Zoom Reading Groups/ Superkids <u>Mrs. Suer</u> Grp 1: 9:30 Grp 2: 10:00 <u>Mrs. Serles</u> Grp 3: 9:30 Grp 4: 10:00	Zoom 1:1 with Mrs. Suer (see schedule below) Superkids	Zoom Spanish (9:30-9:50)	Zoom Reading Groups/ Superkids <u>Mrs. Suer</u> Grp 1: 9:30 Grp 2: 10:00 <u>Mrs. Serles</u> Grp 3: 9:30 Grp 4: 10:00	Zoom Reading Groups/ Superkids <u>Mrs. Suer</u> Grp 1: 9:30 Grp 2: 10:00 <u>Mrs. Serles</u> Grp 3: 9:30 Grp 4: 10:00
			Reading Interactive Notebook		
10:30-10:40	Brain Break	Brain Break	Brain Break	Brain Break	Brain Break
10:40-11:40	Zoom Math Groups <u>Mrs. Suer</u> Green: 10:40 Blue: 11:10 Daily Story Problem	Zoom 1:1 with Mrs. Suer (see schedule below) Math Daily Story Problem	Math Interactive Notebook Daily Story Problem	Zoom Math Groups <u>Mrs. Suer</u> Green: 10:40 Blue: 11:10 Daily Story Problem	Zoom Math Groups <u>Mrs. Suer</u> Green: 10:40 Blue: 11:10 Daily Story Problem
11:40-12:00	Writing	Writing	Zoom Library (11:30-11:50)	Writing	Language Interactive Notebook
12:00-12:45	Lunch/Recess	Lunch Zoom PE (12:20-12:45)	Lunch/Recess	Lunch/Recess	Lunch/Recess
12:45-1:00	Zoom Mindfulness/ Read-Aloud	Recess	Zoom Mindfulness/ Read-Aloud	Zoom Mindfulness/ Read-Aloud	Zoom Mindfulness/ Read-Aloud
1:00-1:20	Zoom Office Hours Religion	Zoom Garden Science (1:00-1:20)	Zoom Office Hours Religion	Zoom Office Hours Religion	Zoom Office Hours Religion
1:20-1:50	Science	Brain Break Zoom Music (1:30-1:50)	Social Studies	Science	Social Studies
1:50-2:00	Brain Break	Brain Break	Brain Break	Brain Break	Brain Break
2:00-2:15	ELA - ReadWorks	Zoom Art (2:00-2:40) Brain Break	Math - Facts Practice	ELA - ReadWorks	Math - Facts Practice
2:15-2:30	Quote of the Week		Get Moving! :)	Music Reflection	Get Moving! :)
2:30-2:50	Lexia		Lexia	Lexia	Lexia
2:50-3:00	Zoom End-of-Day/ Wrap-Up Padlet/ Daily Checklist	Zoom End-of-Day/ Wrap-Up Padlet/ Daily Checklist	Wrap-Up Padlet/ Daily Checklist	Zoom End-of-Day/ Wrap-Up Padlet/ Daily Checklist	Zoom End-of-Day/ Wrap-Up Padlet/ Daily Checklist

Enrichment Zoom Codes Password: spnzoom	Music 847 3351 1311	PE 225 477 1893	Library and Garden 896 5883 9467	Art 823 7195 5160	Spanish 899 3403 7437
---	-------------------------------	---------------------------	--	-----------------------------	---------------------------------

Color Codes:

Text

Blue - Enrichment

Purple - Breaks

Green - Optional, but suggested

Fill

Required Zooms

Optional Zooms

* On occasion, students will be asked to attend a live Zoom session to introduce/review concepts or share project work as a class.

Small Groups:

Reading

Group 1: Leila, William, Christine, Roisin, Diana

Group 2: Romeo, Maxx, Caroline, Michael Sean

Group 3: Darren, Helen, Victor, Joaquin

Group 4: Isabella, Carl, Noah, Jacob

Math

Green: Isabella, Maxx, Caroline, Christine, Noah, Darren, Diana, William

Blue: Leila, Michael Sean, Helen, Roisin, Victor, Jacob, Joaquin, Romeo, Carl

Tuesday 1:1s with Mrs. Suer

**These are dedicated 1:1 times for quick weekly check-ins. If there is ever a need for a longer meeting, we can of course schedule that.

9:30: Romeo

9:55: Carl

10:40: Darren

11:00: Roisin

9:35: Michael Sean

10:00: Maxx

10:45: Caroline

11:05: William

9:40: Diana

10:05: Victor

10:50: Leila

11:10: Jacob

9:45: Helen

10:10: Christine

10:55: Noah

11:15: Joaquin

9:50: Isabella

Enrichment Zooms - All of these can be accessed through Clever.

Enrichment Class	Zoom Meeting ID	Zoom Password
PE	225 477 1893	spnzoom
Garden Science	896 5883 9467	spnzoom
Music	847 3351 1311	spnzoom
Art	823 7195 5160	spnzoom
Library	896 5883 9467	spnzoom
Spanish	899 3403 7437	spnzoom

2nd Grade - Weekly Assignment Matrix - 9/28-10/2

Zoom Meetings: Mrs. Suer: 274 819 0303, spnzoom; Mrs. Serles: 850 998 0374, spnzoom

Instructions: To start the day, students should review the day's schedule and assignments. At 8:45am, our class will come together for our Zoom Community Circle. During the day, students should use their time wisely to work through their independent assignments and attend their Superkids and Math Zooms. To conclude each day, students will 1) complete the [Wrap-Up Padlet](#) activity, 2) ensure all assignments are complete and update their Seesaw [Daily Checklist](#) (to be kept as a draft and then submitted for teacher review on Friday), and 3) join our end-of-day Zoom.

***Enrichment (all passwords are "spnzoom")**

PE: Tuesday, 12:20 - Meeting ID: 225 477 1893

Garden Science: Tuesday, 1:00 - Meeting ID: 896 5883 9467

Music: Tuesday, 1:30: Meeting ID - 847 3351 1311

Art: Tuesday, 2:00: Meeting ID - 823 7195 5160

Spanish: Wednesday, 9:30: Meeting ID - 899 3403 7437

Library: Wednesday, 11:30: Meeting ID - 896 5883 9467

Day Share Day#	Reading	Grammar/Spelling	Writing	Math	Religion	Social Studies/ Science/Other
M 1-4	<p>SSR: Read in Epic or a book from home (20 minutes at least)</p> <p>Reading Groups: SUPER, Practice Page 3</p> <p>ReadWorks: Read one article from our Article-of-the-Day set, "Wind" (under your assignments in ReadWorks) and contribute 1-2 sentences about something you learned to your Book of Knowledge.</p> <p>Lexia: Practice on Lexia for 20 minutes.</p>	<p>Superkids Hit Second Grade: Complete in Seesaw: - Work Book: pp. 6-7 - Reader: pp. 11 (Make sure you go to the example and click on the lesson videos.)</p>	<p>100 Things #23</p> <p>Writing Assignment: Listen to the example on your Seesaw assignment, "Formal Letter to the Alameda Free Library". Click the link (in your Seesaw example) to learn about different types of letters with Moby and Annie. Think about what you would like to say to Ms. Andie. (You draft your letter tomorrow.)</p>	<p>Math Assignment: Complete the Seesaw activity, "Estimating, Counting, and Comparing with Large Collections".</p> <p>Daily Story Problem: Complete activity on Seesaw.</p>	<p>Intention/Prayer: Choose an intention for the day. Keep this intention in mind when you say daily prayers before you eat and before you go to bed.</p> <p>Be My Disciples: Start Seesaw activity "Chapter 4: God, Our Father". Listen to the first page of my example where I will guide you through pp. 47-49. Share your Creation poem in our Wrap-Up Padlet! :)</p>	<p>Science: On Clever, watch "Where Do Rivers Start?". Pay attention to the words because you will learn where rivers start and where they flow. You will do an activity about this on Thursday. :)</p> <p>Quote-of-the-Week - Watch "Quote-of-the-Week 9/28". Add your reflection drawing or writing in your journal.</p> <p>Wrap-Up Padlet - Creation Poem (p.49 in Be My Disciples)</p> <p>Daily Checklist</p>
T 5-8 1:1 with Mrs. Suer PE Garden Music Art	<p>SSR: Read a Level Up book in RAZ Kids and take the quiz (20 minutes at least)</p>	<p>Superkids Hit Second Grade: Complete in Seesaw: - Work Book: pp. 8 - Reader: pp. 12-13 (Make sure you go to the example and click on the lesson videos.)</p>	<p>100 Things #24</p> <p>Writing Assignment: Draft your letter to Ms. Andie at the Alameda Free Library. Remember, we would like her to visit our class. We could invite her to a Zoom meeting! :) Pay attention to the different parts of the letter - use the example.</p>	<p>Math Assignment: Complete the Seesaw activity, "How Many Tennis Balls?" to continue our practice with grouping, counting, and comparing.</p> <p>Daily Story Problem: Complete activity on Seesaw.</p>	<p>Intention/Prayer: Choose an intention for the day. Keep this intention in mind when you say daily prayers before you eat and before you go to bed.</p>	<p>Wrap-Up Padlet - Family Pride</p> <p>Daily Checklist</p>

<p>W 9-12 Spanish Library</p>	<p>SSR: Read in Epic or a book from home (20 minutes at least)</p> <p>Reading Interactive Notebook: Complete the Seesaw activity, "Diagrams (Reading Interactive Notebook)". You'll need your Reading Interactive Notebook and the Asking Questions printout.</p> <p>Lexia: Practice on Lexia for 20 minutes.</p>		<p>100 Things #25</p>	<p>Math Interactive Notebook: Complete the Seesaw activity "Odd and Even (Math Interactive Notebook)". You'll need your Math Interactive Notebook and the sea star printout.</p> <p>Daily Story Problem: Complete activity on Seesaw.</p> <p>Facts Practice: Use Xtra Math to practice for 5-10 minutes.</p>	<p>Intention/Prayer: Choose an intention for the day. Keep this intention in mind when you say daily prayers before you eat and before you go to bed.</p> <p>Be My Disciples: Continue the Seesaw activity "Chapter 4: God, Our Father". Listen to the second page of my example where I will guide you through pp. 50-51. There is nothing to turn in today.</p>	<p>Social Studies: Complete the Seesaw activity, "Being a Good Citizen".</p> <p>Get Moving! Go to GoNoodle on Clever and have some fun!</p> <p>Wrap-Up Padlet - Possessive Nouns</p> <p>Daily Checklist</p>
<p>TH 13-17</p>	<p>SSR: Read a Level Up book in RAZ Kids and take the quiz (20 minutes at least)</p> <p>Reading Groups: SUPER, Practice Page 4</p> <p>ReadWorks: Read one article from our Article-of-the-Day set. If you haven't yet read "Weathering and Erosion", please choose that one because it relates to our science unit! :))</p> <p>Lexia: Practice on Lexia for 20 minutes.</p>	<p>Superkids Hit Second Grade: Complete in Seesaw: - Work Book: pp. 9-10 - Reader: pp. 14-15 (Make sure you go to the example and click on the lesson videos.)</p>	<p>100 Things #26</p> <p>Writing Assignment: Edit your letter using Resource Page 8 and then rewrite it neatly. You can add a picture if you would like! Take a picture of your letter because you will add it to our wrap-up padlet today. Then address your envelope (her address is in Seesaw), add the stamp, and mail your letter! :)</p>	<p>Math Assignment: On Clever, watch the "Place Value Song (Base Ten)". Then complete the Seesaw activity, "Building with Base Ten Blocks!" to show me how well you work with tens and ones to build two digit numbers and reflect them in number sentences. :)</p> <p>Daily Story Problem: Complete activity on Seesaw.</p>	<p>Intention/Prayer: Choose an intention for the day. Keep this intention in mind when you say daily prayers before you eat and before you go to bed.</p> <p>Be My Disciples: Continue the Seesaw activity "Chapter 4: God, Our Father". Listen to the third page of my example where I will guide you through pp. 52-53.</p>	<p>Science: On Clever, watch "Mapping the Earth's Surface". You'll need paper, tape, a blue marker, and water (when they tell you to use a spray bottle, just sprinkle water with your fingers.)</p> <p>Music Reflection: Watch "Music Reflection 10/1" on Clever.</p> <p>Wrap-Up Padlet - Share your letter to Ms. Andie Cultrera. :)</p> <p>Daily Checklist</p>
<p>F</p>	<p>SSR: Read a Level Up book in RAZ Kids and take the quiz (20 minutes at least)</p> <p>Reading Groups: SUPER, Practice Page 5 (Submit work in Seesaw activity "SUPER Magazine Practice Pages 3-5")</p> <p>Lexia: Practice on Lexia for 20 minutes.</p>	<p>Superkids Hit Second Grade: Complete in Seesaw: - Work Book: pp. 11-12 - Reader: pp. 16-17 (Make sure you go to the example and click on the lesson videos.)</p> <p>Language Interactive Notebook: Complete the Seesaw activity, "Compound Sentences (Language Interactive Notebook)". Make sure to watch my example because I included two videos. Watch at least one of them.. :))</p>	<p>100 Things #27: On Seesaw, submit your favorite entries from this week.</p>	<p>Daily Story Problem: Complete activity on Seesaw.</p> <p>Math Assignment: Complete Seesaw activity, "Base Ten Riddles". This will be challenging, but you can do it! If you would like to have some base ten pieces in front of you instead of on the screen, use the sheets I sent home this week. Come find me at office hours if you need help. :)</p> <p>Facts Practice: Use Xtra Math to practice for 5-10 minutes.</p>	<p>Intention/Prayer: Choose an intention for the day. Keep this intention in mind when you say daily prayers before you eat and before you go to bed.</p> <p>Be My Disciples: Continue the Seesaw activity "Chapter 4: God, Our Father". Listen to the fourth page of my example where I will guide you through pp. 54-56. Submit your Seesaw activity - picture of the chapter review on page 1 and responses to questions on page 2.</p>	<p>Social Studies: Complete the Seesaw activity, "5 Keys to Be a Good Citizen". You will need your Science and Social Studies notebook.</p> <p>Get Moving! Go to GoNoodle on Clever and have some fun!</p> <p>Wrap-Up Padlet - Good Citizens</p> <p>Daily Checklist (Click the green button and submit - you're all done for the week!)</p>

Heading-
Your Address
& Date

Inside Address-
Address of the Business

Greeting/ Salutation

Body

Closing

Signature

Editing Checklist

What's New Letter

- 1. Date has a comma between the day and year.

- 2. Greeting and closing lines each end in a comma.

- 3. Each sentence in the body ends with the correct end mark.

- 4. I used good handwriting.


- 5. I used my best spelling.



Handwriting practice lines (7 lines).

Main body of handwriting practice lines (12 lines).

Handwriting practice lines (2 lines).



The image shows a large rectangular frame representing an envelope. On the left side, there are three horizontal lines for an address. On the right side, there is a rectangular area with a scalloped border containing the word "stamp". Below the stamp area, there are three horizontal lines for a return address.

Directions: Use the page to model how to address an envelope.

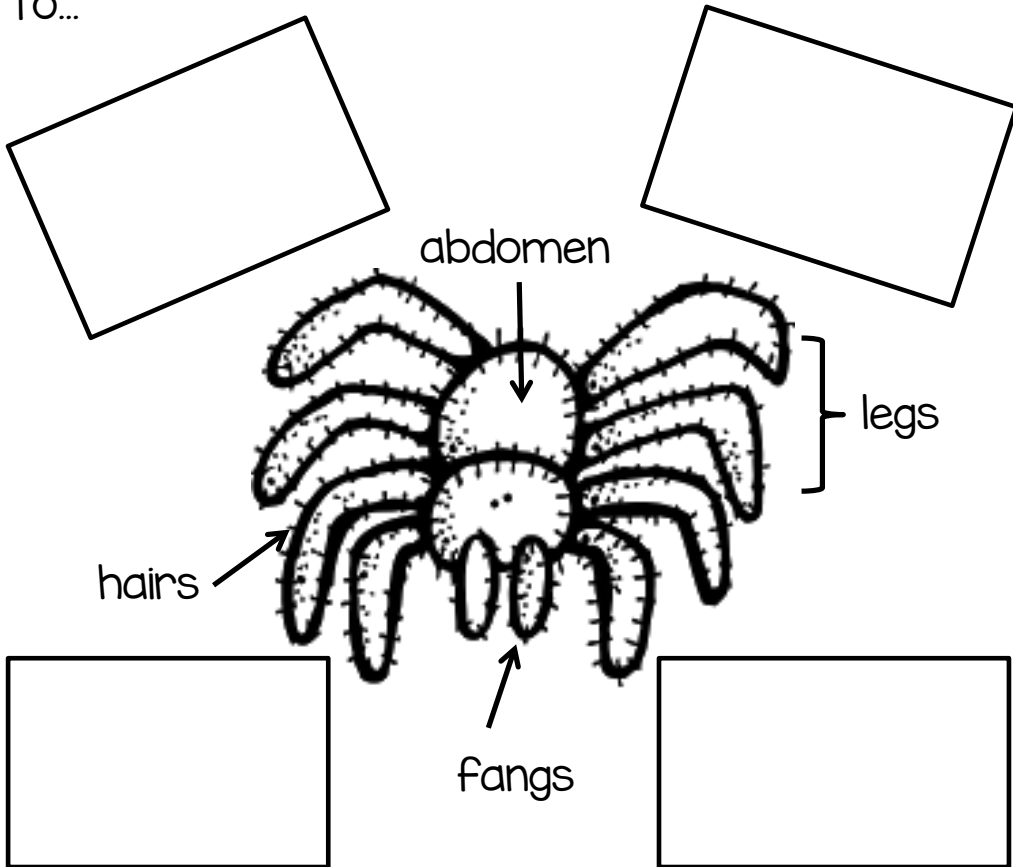
Diagrams

2.RI.7

I can explain how specific images contribute to and clarify a text.

Directions: Cut around the dotted lines of the diagram. Glue it into your notebook. Cite ways diagrams can be helpful to a reader in the four empty boxes.

In informational text, diagrams may be used to...



A **diagram** is a simplified drawing of how something works. It is included to help a reader better understand the text.

Odd and Even

2.OA.3

I can use different strategies to decide if a group of objects is odd or even.

Directions: Look at the numbers below. Cut and glue the rectangles by folding on the line and gluing the tab on your paper. Draw a picture under the flap to show if the number is odd or even. Circle "odd" or "even" on the front flap to show your answer.

7

odd even

12

odd even

9

odd even

16

odd even

An EVEN number can be shown as two equal parts. An ODD number cannot be separated into two equal parts.

Compound Sentences







2.L.1f


I can make, add to, and rearrange simple and compound sentences.


Directions: Write a simple sentence on flap 1 and 2. Then, lift the flaps and combine your sentences to make a compound sentence.

1.	2.
1.	2.
1.	2.

A **compound sentence** has two complete thoughts. It is usually joined with a comma and/or a conjunction.







1 0 0

2 0 0

3 0 0

4 0 0

5 0 0

6 0 0

7 0 0

8 0 0

9 0 0

1 1 0

2 2 0

3 3 0

4 4 0

5 5 0

6 6 0

7 7 0

8 8 0

9 9 0

MYSTERY
science

Work of Water | Mystery 1

put sticker
here

put sticker
here

put sticker
here

put sticker
here

This land belongs to:

5 Keys to Be a Good Citizen

Cut out all pieces and then match the statements to the correct key.

NEIGHBORS



LAWS



OTHERS



PROBLEMS



COMMUNITY



Good citizens obey all laws!

Good citizens work together to solve problems.

Good citizens are also good neighbors to everyone.

Good citizens help keep their community clean and safe.

Good citizens are always willing to help others in need!