

## Second Grade Schedule - Distance Learning

**Zoom Meetings: Mrs. Suer: 274 819 0303, spnzoom; Mrs. Serles 850 998 0374, spnzoom**

Time	Monday	Tuesday	Wednesday	Thursday	Friday
8:00-8:15	100 Things About Me	100 Things About Me	100 Things About Me	100 Things About Me	100 Things About Me
8:15-8:45	ELA - SSR	ELA - SSR	ELA - SSR	ELA - SSR	ELA - SSR
8:45-9:15	Zoom Community Circle	Zoom Community Circle	Zoom Community Circle	Zoom Community Circle	Zoom Community Circle
9:15-9:30	Snack/Recess	Snack/Recess	Snack/Recess	Snack/Recess	Snack/Recess
9:30-10:30	Zoom Whole Class Superkids	Zoom 1:1 with Mrs. Suer (see schedule below)  Superkids	Zoom Spanish (9:30-9:50)	Zoom STAR Reading	Zoom Whole Class Superkids
			Superkids		
10:30-10:40	Brain Break	Brain Break	Brain Break	Brain Break	Brain Break
10:40-11:40	Zoom Math Groups <i>Mrs. Suer</i> Green: 10:40 Blue: 11:10  Daily Story Problem	Zoom 1:1 with Mrs. Suer (see schedule below)  Math Daily Story Problem	Math Interactive Notebook  Daily Story Problem	Zoom Math Groups <i>Mrs. Suer</i> Green: 10:40 Blue: 11:10  Daily Story Problem	Zoom STAR Math  Daily Story Problem
11:40-12:00	Writing	Writing	Zoom Library (11:30-11:50)	Writing	Language Interactive Notebook
12:00-12:45	Lunch/Recess	Lunch Zoom PE (12:20-12:45)	Lunch/Recess	Lunch/Recess	Lunch/Recess
12:45-1:00	Zoom Mindfulness/ Read-Aloud	Recess	Zoom Mindfulness/ Read-Aloud	Zoom Mindfulness/ Read-Aloud	Zoom Mindfulness/ Read-Aloud
1:00-1:20	Zoom Office Hours Religion	"Chalk Walk" (Meet in the Garden)  Group 1: 1:00 Joaquin, Noah, Helen, Isabella, Diana  Group 2: 1:20 Victor, Leila, Jacob, Michael Sean, Caroline, Maxx  Group 3: 1:40 Romeo, Carl, Darren, Roisin, William, Christine	Zoom Office Hours Religion	Zoom Office Hours Religion	Zoom Office Hours Religion
1:20-1:50	Science		Make sure you are on track with all assignments.	Science	Make sure you are on track with all assignments.
1:50-2:00	Brain Break		Brain Break	Brain Break	Brain Break
2:00-2:15	ELA - ReadWorks		Math - Facts Practice	ELA - ReadWorks	Math - Facts Practice
2:15-2:30	Quote of the Week		Get Moving! :)	Music Reflection	Get Moving! :)
2:30-2:50	Lexia		Lexia	Lexia	Lexia
2:50-3:00	Zoom End-of-Day/ Wrap-Up Padlet/ Daily Checklist	Zoom End-of-Day/ Wrap-Up Padlet/ Daily Checklist	Wrap-Up Padlet/ Daily Checklist	Zoom End-of-Day/ Wrap-Up Padlet/ Daily Checklist	Zoom End-of-Day/ Wrap-Up Padlet/ Daily Checklist

Enrichment Zoom Codes Password: spnzoom	<b>Music</b> 847 3351 1311	<b>PE</b> 225 477 1893	<b>Library and Garden</b> 896 5883 9467	<b>Art</b> 823 7195 5160	<b>Spanish</b> 899 3403 7437
---	-------------------------------	---------------------------	--	-----------------------------	---------------------------------

## Color Codes:

### Text

Blue - Enrichment

Purple - Breaks

Green - Optional, but suggested

### Fill

Required Zooms

Optional Zooms

\* On occasion, students will be asked to attend a live Zoom session to introduce/review concepts or share project work as a class.

## Small Groups:

### Reading

Group 1: Romeo, Maxx, Caroline, Noah

Group 2: Leila, William, Roisin, Diana, Jacob

Group 3: Isabella, Carl, Christine, Darren

Group 4: Michael Sean, Helen, Victor, Joaquin

### Math

Green: Romeo, Isabella, Maxx, Carl, Caroline, Christine, Noah, Darren

Blue: Leila, Michael Sean, William, Helen, Roisin, Diana, Victor, Jacob, Joaquin

## Tuesday 1:1s with Mrs. Suer

\*\*These are dedicated 1:1 times for quick weekly check-ins. If there is ever a need for a longer meeting, we can of course schedule that.

9:30: Romeo

9:55: Carl

10:40: Darren

11:00: Roisin

9:35: Michael Sean

10:00: Maxx

10:45: Caroline

11:05: William

9:40: Diana

10:05: Victor

10:50: Leila

11:10: Jacob

9:45: Helen

10:10: Christine

10:55: Noah

11:15: Joaquin

9:50: Isabella

## Enrichment Zooms - All of these can be accessed through Clever.

Enrichment Class	Zoom Meeting ID	Zoom Password
PE	225 477 1893	spnzoom
Garden Science	896 5883 9467	spnzoom
Music	847 3351 1311	spnzoom
Art	823 7195 5160	spnzoom
Library	896 5883 9467	spnzoom
Spanish	899 3403 7437	spnzoom

## 2nd Grade - Weekly Assignment Matrix - 9/14-9/18

**Zoom Meetings: Mrs. Suer: 274 819 0303, spnzoom; Mrs. Serles: 850 998 0374, spnzoom**

**Instructions:** To start the day, students should review the day's schedule and assignments. At 8:45am, our class will come together for our Zoom Community Circle. During the day, students should use their time wisely to work through their independent assignments and attend their Superkids and Math Zooms. To conclude each day, students will 1) complete the [Wrap-Up Padlet](#) activity, 2) ensure all assignments are complete and update their Seesaw [Daily Checklist](#) (to be kept as a draft and then submitted for teacher review on Friday), and 3) join our end-of-day Zoom.

**\*Enrichment (all passwords are "spnzoom")**

PE: Tuesday, 12:20 - Meeting ID: 225 477 1893

Garden Science: Tuesday, 1:00 - Meeting ID: 896 5883 9467

Music: Tuesday, 1:30: Meeting ID - 847 3351 1311

Art: Tuesday, 2:00: Meeting ID - 823 7195 5160

Spanish: Wednesday, 9:30: Meeting ID - 899 3403 7437

Library: Wednesday, 11:30: Meeting ID - 896 5883 9467

Day Share Day#	Reading	Grammar/Spelling	Writing	Math	Religion	Social Studies/ Science/Other
M 1-4	<p><b>SSR:</b> Read in Epic or a book from home (20 minutes at least)</p> <p><b>ReadWorks:</b> Watch two short videos on Clever "ReadWorks Article-of-the-Day" and "How to Use ReadWorks".</p> <p><b>Lexia:</b> Practice on Lexia for 20 minutes.</p>	<p><b>Superkids Goodbye Summer Work Book:</b> pp. 21-23 (We will do most of this as a class on Zoom.)</p>	<p><b>100 Things #14</b></p> <p><b>Writing Assignment:</b> Review the directions for your "Opinion Writing" assignment on Seesaw. Listen to the example lesson about opinion writing. Choose the topic you want to write about.</p>	<p><b>Math Assignment:</b> Complete Seesaw activity, "Children on the Train", workbook pages 2-3.</p> <p><b>Daily Story Problem:</b> Complete activity on Seesaw.</p>	<p><b>Intention/Prayer:</b> Choose an intention for the day. Keep this intention in mind when you say daily prayers before you eat and before you go to bed.</p> <p><b>Be My Disciples:</b> Complete Seesaw activity "Chapter 2: We Know and Love God". Make sure to first listen to my example where I will guide you through pp. 23-25.</p>	<p><b>Science:</b> Watch "How Do Scientists Know So Much?" on Clever. You will do an activity about observation and asking questions on Thursday. :)</p> <p><b>Quote-of-the-Week -</b> Watch "Quote-of-the-Week 9/14" on Clever. You may add your reflection or drawing in our Wrap-Up Padlet! :)</p> <p><b>Wrap-Up Padlet</b></p> <p><b>Daily Checklist</b></p>
T 5-8  1:1 with Mrs. Suer  PE  Chalk Walk	<p><b>SSR:</b> Read a Level Up book in RAZ Kids and take the quiz (20 minutes at least)</p>	<p><b>Superkids Goodbye Summer Work Book:</b> pp. 24-27 Complete the Seesaw activity "Superkids Goodbye Summer Word Work - pp. 24-27".</p>	<p><b>100 Things #15</b></p> <p><b>Writing Assignment:</b> Draft your opinion paragraph. You may use the ice cream paper in your purple folder.</p>	<p><b>Math Assignment:</b> Complete Seesaw activity, "Muddy Windows on the Bus", workbook page 4.</p> <p><b>Daily Story Problem:</b> Complete activity on Seesaw.</p>	<p><b>Intention/Prayer:</b> Choose an intention for the day. Keep this intention in mind when you say daily prayers before you eat and before you go to bed.</p>	<p><b>Wrap-Up Padlet</b></p> <p><b>Daily Checklist</b></p>

<p>W 9-12</p> <p>Spanish Library</p>	<p>SSR: Read in Epic or a book from home (20 minutes at least)</p> <p>Lexia: Practice on Lexia for 20 minutes.</p>	<p>Superkids Goodbye Summer Work Book: pp. 28-31</p> <p>Complete the Seesaw activity "Superkids Goodbye Summer Word Work - pp. 28-31".</p>	<p>100 Things #16</p>	<p><b>Math Interactive Notebook:</b> Complete the Seesaw activity "Doubles Facts (Math Interactive Notebook)". You'll need your Math Interactive Notebook and the Doubles Facts printout with cherries on it.</p> <p><b>Daily Story Problem:</b> Complete activity on Seesaw.</p> <p><b>Facts Practice:</b> Use Xtra Math to practice for 5-10 minutes.</p>	<p><b>Intention/Prayer:</b> Choose an intention for the day. Keep this intention in mind when you say daily prayers before you eat and before you go to bed.</p> <p><b>Be My Disciples:</b> Complete Seesaw activity "Chapter 2: Creation Tells Us About God". Make sure to first listen to my example where I will guide you through pp. 26-27.</p>	<p><b>Get Moving!</b> Go to GoNoodle on Clever and have some fun!</p> <p><b>Wrap-Up Padlet</b></p> <p><b>Daily Checklist</b></p>
<p>TH 13-16</p> <p>STAR Reading at 10:40</p>	<p>SSR: Read a Level Up book in RAZ Kids and take the quiz (20 minutes at least)</p> <p><b>ReadWorks:</b> Go to ReadWorks through Clever and find your assignment, "My Bean Plant". Read and then answer questions. Our class code is DJYFT, and if you need to enter an email, it is your "27[firstname, last initial])@spnalameda.org", password gopartans.</p> <p>Lexia: Practice on Lexia for 20 minutes.</p>	<p>100 Things #17</p> <p><b>Writing Assignment:</b> Edit your opinion paragraph and then upload your work to Seesaw. Remember to include a video or microphone recording of yourself reading your paragraph.</p> <p>You may include a picture to go with your paragraph, but this is not required.</p>	<p><b>Math Assignment:</b> Complete Seesaw activity, "Domino Addition".</p> <p><b>Daily Story Problem:</b> Complete activity on Seesaw.</p> <p><b>Facts Practice:</b> Use Xtra Math to practice math facts for 5-10 minutes.</p>	<p><b>Intention/Prayer:</b> Choose an intention for the day. Keep this intention in mind when you say daily prayers before you eat and before you go to bed.</p> <p><b>Be My Disciples:</b> Complete Seesaw activity "Chapter 2: Jesus Helps Us Know God". Make sure to first listen to my example where I will guide you through pp. 28-29.</p>	<p><b>Science:</b> Go to "How Do Scientists Know So Much?" in Clever and then click the button under the video:</p> <div data-bbox="1686 672 1860 711" style="border: 1px solid black; padding: 2px; text-align: center;">View Hands-on Activity</div> <p>Choose an object from around your home or yard. You will draw it and include details. Then think about questions you might have about your object. In our Wrap-Up Padlet, share your drawing, the name of your object, and at least one question you came up with. :).</p> <p><b>Music Reflection:</b> Watch "Music Reflection 9/17" on Clever.</p> <p><b>Wrap-Up Padlet</b></p> <p><b>Daily Checklist</b></p>	
<p>F 17-20</p> <p>STAR Math at 10:40</p>	<p>SSR: Read in Epic or a book from home (20 minutes at least)</p> <p>Lexia: Practice on Lexia for 20 minutes.</p>	<p>Superkids Goodbye Summer Work Book: pp. 32-36 (We will do most of this as a class on Zoom.)</p> <p><b>Language Interactive Notebook:</b> Complete the Seesaw activity "Adjectives (Language Interactive Notebook)". You'll need your Language Interactive Notebook and the Adjectives printouts with ice cream cones on them.</p>	<p>100 Things #18: On Seesaw, submit your favorite entries from this week.</p>	<p><b>Daily Story Problem:</b> Complete activity on Seesaw.</p> <p><b>Facts Practice:</b> Use Xtra Math to practice math facts for 5-10 minutes..</p>	<p><b>Intention/Prayer:</b> Choose an intention for the day. Keep this intention in mind when you say daily prayers before you eat and before you go to bed.</p> <p><b>Be My Disciples:</b> Complete Seesaw activity "Chapter 2: The Church Helps Us Know God and Chapter Review". Make sure to first listen to my example where I will guide you through pp. 30-32.</p>	<p><b>Get Moving!</b> Go to GoNoodle on Clever and have some fun!</p> <p><b>Wrap-Up Padlet</b></p> <p><b>Daily Checklist</b> (Remember to click the green button and submit - you're all done for the week!)</p>

# Adjectives

2.L.1e

I can use adjectives and adverbs

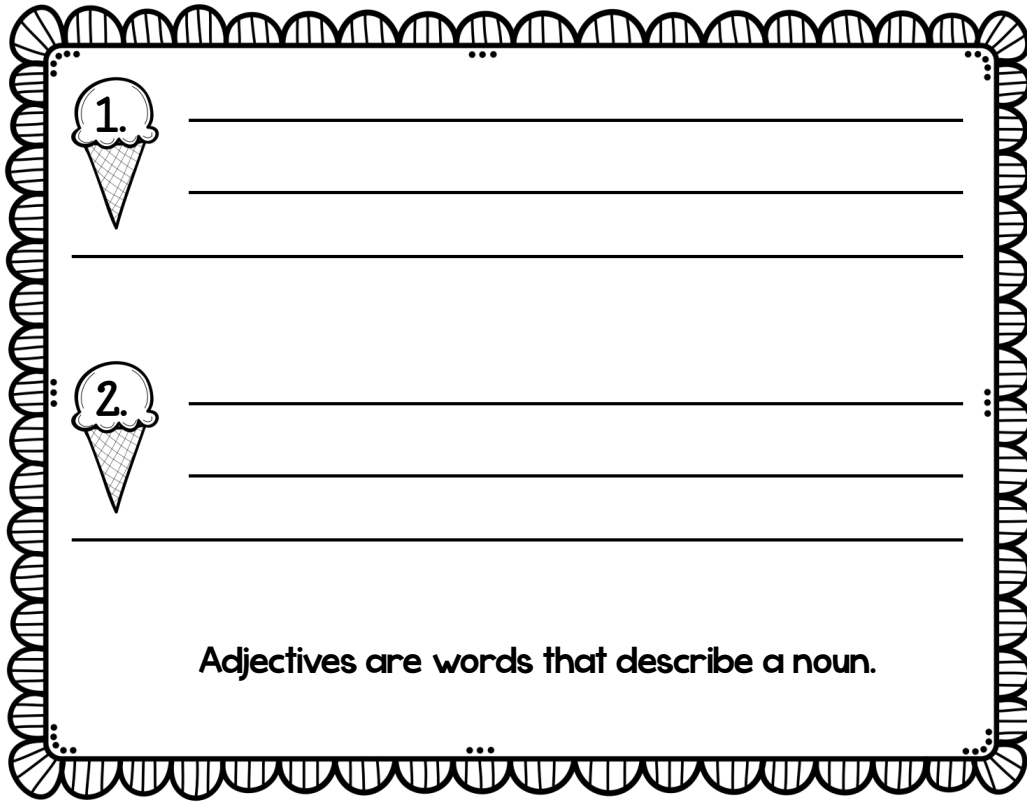
Directions: Look at the words on the next page. Cut and glue the adjectives on the ice cream scoop. Then, write two sentences using the adjectives you cut out.



**Adjectives** are words that describe a noun.  
Example: The *enormous, yellow* sun shone in the *blue* sky.

# Adjective Scoop

Directions: Write two sentences using some of the adjectives you cut out. Color the adjectives, in your sentences, yellow.



1.

2.

Adjectives are words that describe a noun.

---





pink	quickly	cream	sticky	quietly
frozen	ice	cold	vanilla	large
loudly	delicious	cone	sweet	waffle

# Doubles Facts

2.OA.2

I can use mental strategies to quickly add and subtract within 20.

Directions: Practice writing a doubles fact on each bunch of cherries. Cut and glue the cherry bunches on your paper.



A doubles fact has two addends that are the same.  
Example:  $4+4=8$